












aesthetic ceramic and composite options



- \* Translucent polycrystalline alumina blends with the patient's enamel for a natural, almost invisible look.
- \* Super strong poured polyurethane bracket offers exceptional strength and stain resistance.
- \* 100% pure mechanical bond (dovetail base construction) enhances adhesion and facilitates easy bracket removal.
- \* Strong, ultra-smooth ceramic and composite bracket engineering for reduced breakage and increased patient comfort.

TOOTH POSITION (SLOT: .018 or .022)	PROFILE & LABIAL VIEW	TORQUE	ANGULATION	ROTATION	LENGTH (MM)	WIDTH(MM)
CENTRAL		17	4	0	3.6	3.9
		12	5	0		
		0	0	0		
LATERAL		10	8	0	3.7	3.4
		8	9	0		
		0	0	0		
UPPER CUSPIDS (optional hook)		0	8	0	3.9	3.3
		-7	8	0		
		0	11	4		
		0	0	0		
UPPER BICUSPID (SINGLE w/hook OR PLAIN)		-7	0	0	3.7	3.3
		-7	0	2		
		0	0	0		
		0	0	0		
LOWER ANTERIOR (SINGLE OR TWIN)		-6	0	0	3.6	2.8
		0	0	0		
		0	0	0		
LOWER CUSPID (optional hook)		0	3	0	3.9	3.4
		-6	3	0		
		-11	5	2		
		0	0	0		
LOWER 1st BICUSPID (SINGLE w/hook OR PLAIN)		-12	2	0	3.6	3.4
		-17	0	0		
		0	0	0		
		0	0	0		
LOWER 2nd BICUSPID (SINGLE w/hook OR PLAIN)		-17	2	0	3.6	3.4
		-22	0	0		
		0	0	0		
		0	0	0		