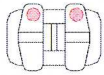

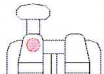

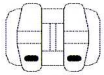

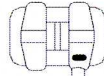

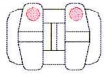



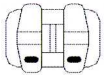

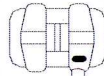

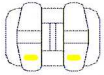

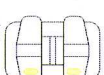



<i>Maxillary</i>	Labial View	Profile	Torque	Angulation	Width(mm)	Quadrant	Slot Size	
							.018	.022
<i>Bicuspid</i>			0	0	3.3	U	34-WU4-8U	34-WU4-2U
<i>Bicuspid w/hk</i>			0	0	3.3	R	34-WU4-8RK	34-WU4-2RK
			0	0	3.3	L	34-WU4-8LK	34-WU4-2LK
<i>Mandibular</i>								
<i>1st &amp; 2nd Bicuspid</i>			0	0	3.3	U	34-WL4-8U	34-WL4-2U
<i>1st &amp; 2nd Bicuspid w/hk</i>			0	0	3.3	R	34-WL4-8RK	34-WL4-2RK
			0	0	3.3	L	34-WL4-8LK	34-WL4-2LK
<i>Maxillary</i>								
<i>Bicuspid</i>			-7	0	3.3	U	30-WU4-8U	30-WU4-2U
<i>Bicuspid w/hk</i>			-7	0	3.3	R	30-WU4-8RK	30-WU4-2RK
			-7	0	3.3	L	30-WU4-8LK	30-WU4-2LK
<i>Mandibular</i>								
<i>1st Bicuspid</i>			-17	0	3.3	U	30-WL4-8U	30-WL4-2U
<i>1st Bicuspid w/hk</i>			-17	0	3.3	R	30-WL4-8RK	30-WL4-2RK
			-17	0	3.3	L	30-WL4-8LK	30-WL4-2LK
<i>2nd Bicuspid</i>			-22	0	3.3	U	30-WL4-8U	30-WL4-2U
<i>2nd Bicuspid w/hk</i>			-22	0	3.3	R	30-WL5-8RK	30-WL5-2RK
			-22	0	3.3	L	30-WL5-8LK	30-WL5-2LK